



RESPIRATORY DIAGNOSTICS without PATIENTS' COOPERATION

MostGraph-02

Ideal for Pediatric Use



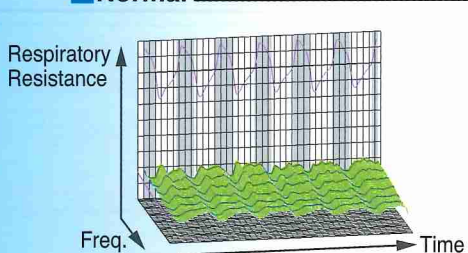
Spirometer (Option)

Early Detection of Chronic Lung Disease

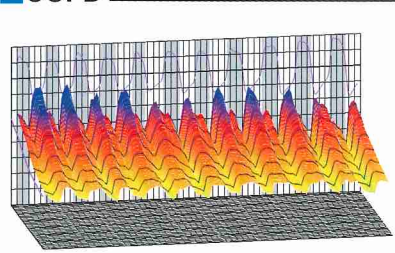
FEATURES

- Total Respiratory Resistance and Reactance by Forced Oscillatory Technique (FOT)
- Quick and Simple testing by normal breathing. Test is done in 20sec.
- Patient cooperation-independent. No special respiratory maneuver is required
- Graphic 3D interpretation of the result. Easy-to-understand for the patients
- Respiratory Resistance with Pre/Post Bronchodilator for early diagnosis of Asthma
- Reliable and accurate test results in combination with complete Spirometry tests
- Easy differentiation between COPD and Asthma
- Breath by breath analysis of each Exhalation and Inhalation

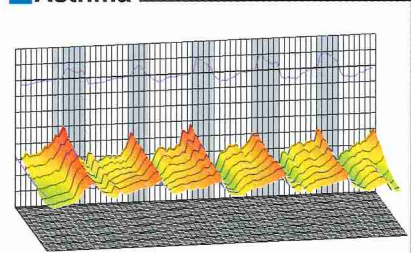
Normal



COPD



Asthma

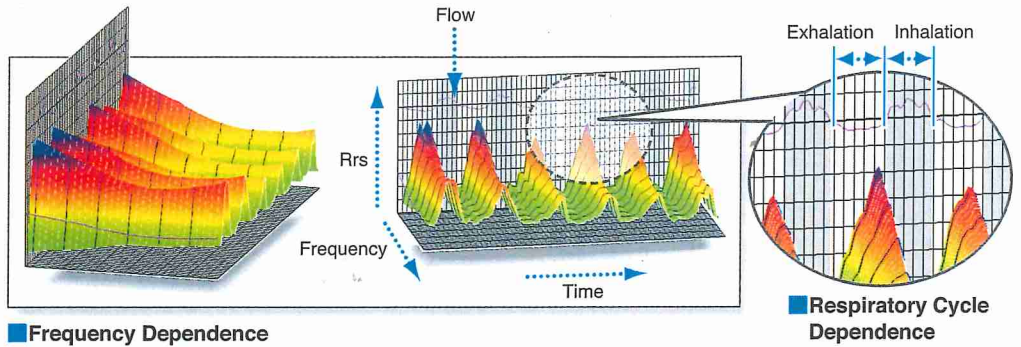
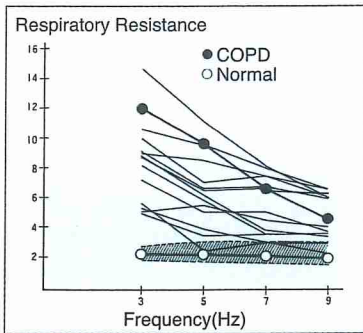


CHEST

FORCED OSCILLATORY TECHNIQUE - Old but New Technique

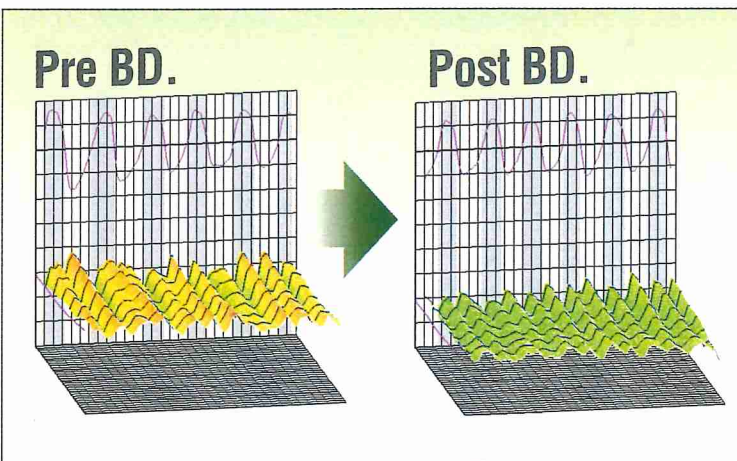
Total respiratory, pulmonary, and chest wall flow resistance were determined by means of forced pressure and flow oscillations superimposed upon spontaneous breathing in a group of patients with varying degrees of obstructive lung disease. The total respiratory resistances decreased with increasing frequencies (Frequency Dependence). Measurements of total respiratory resistance by the forced oscillatory technique to be useful for assessing abnormalities in airway.

*Grimby G, Takishima T, et al. J Clin Invest. 47: 1455-65, 1968

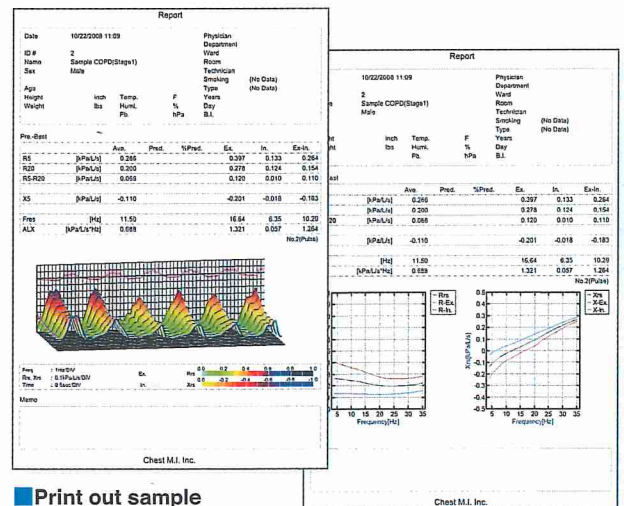


Specifications		
FOT	Flow detection	Lilly type Pneumotach meter
	Flow range	0-+/-2.6L/S
	Pressure range	0-+/-5.00cmH ₂ O
	Respiratory resistance accuracy	+/-3% (@2cmH ₂ O/L/S)
	Frequency range (Pulse wave)	4-36Hz (at 4Hz intervals)
	Frequency range (Noise wave)	4-36Hz (at 2Hz intervals)
	Time resolution	0.25 sec.
Spirometry (Option)	Flow detection	Lilly type Pneumotach meter
	Flow range	0-+/-14L/S
	Volume detection	Flow integration
	Volume range	0-+/-10L
	Volume accuracy	+/-3% or +/-50ml, whichever is greater
	Power supply	AC100-240V, 50/60Hz
	Dimensions	W35 X D32 X H27cm (Main unit)
	Weight	Approx. 11kg

Measurement Items	
FOT	R5, R20, R5-R20, X5, Fres, ALX
Spirometry (Option)	SVC, FVC, TV, FEV0.5, FEV1, FEV3, FEV6, FEV0.5/FVC, FEV1/FVC, FEV1/SVC, FEV3/FVC, FEV6/FVC, FEV1/SVCpr, MMEF, PEF, FEF25, FEF50, FEF75, FEF90, MMEF/FVC, FEF50/FEF75, FEF75-85, FEF200-1200, PEF time, FET, ExtrapV, ExtrapV%, FIVC, FIV0.5, FIV1, FIV1/FVC, FIV1/FIVC, PIF, FIF50, FEF50/FIF50, FIF50/FEF50, MVV43, FVC+FEV1, MVV, MV



Visual confirmation of the treatment



Print out sample

Specifications are subject to change without notice.



3-25-11 Hongo Bunkyo-ku, Tokyo 113-0033 Japan
<http://www.chest-mi.co.jp>

DISTRIBUTED BY :